



Our brand new FAZE FLOW SIDE is a high quality, flexible extruded silicone strip. It is ideal for use along ceilings, walls, cabinetry & stairways; both indoors and outdoors. This strip will ensure a seamless combination of style and functionality to any project!

FEATURES

- + Side emitting, for curving around surfaces where you require indirect light
- + UV & chemical resistant
- + Precise cutting options
- + High CRI - excellent colour rendering
- + Compatible with Casambi devices
- + IP67 - suitable for outdoor applications
- + Front, side and bottom cable entry connection options



GENERAL SPECIFICATIONS

LED	10W p/m 24V DC
Lumens	346 lm p/m (3000K & 4000K)
Efficacy	35 lm/w (3000K & 4000K)
Colour Temperature	<div> <div style="display: inline-block; width: 15px; height: 15px; background-color: #f9c99d; border: 1px solid black; margin-right: 5px;"></div> 3000K, Warm White <div style="display: inline-block; width: 15px; height: 15px; background-color: #d9e1f2; border: 1px solid black; margin-left: 10px; margin-right: 5px;"></div> 4000K, Cool White </div>
Material	Extruded Silicone
Finish	White
Beam	120°
CRI	92+
IP	67
Colour Deviation	SDCM ≤2
Lifetime	54,000hrs L70 B10
Warranty	5 Years

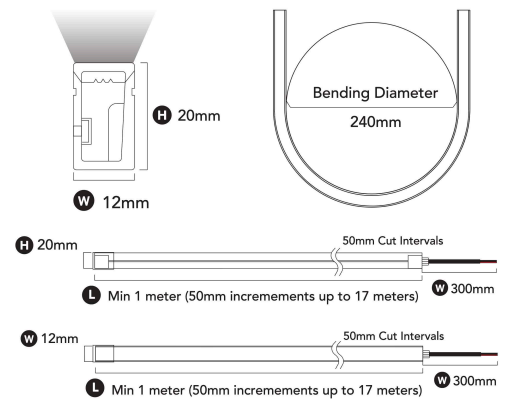
PROJECT DETAILS

PROJECT:

TYPE:

NOTES:

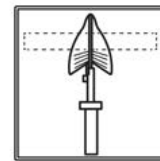
DIMENSIONS (mm)



PRODUCT CODE

3000K	10-FL1220S103
4000K	10-FL1220S104

CUTTING LENGTHS



50mm increments up until 17m

*Please allow 9mm extra on each side for the end caps

COMPATIBLE CASAMBI DEVICES

BasicDIM 24V Wireless 4ch	71-CAS24V
BasicDIM Driver 24V 150W	71-CAS24V150
BasicDIM Driver 24V 100W	71-CAS24V100
BasicDIM Driver 24V 60W	71-CAS24V60
BasicDIM Driver 24V 35W	71-CAS24V35

FLOW SIDE ACCESSORIES



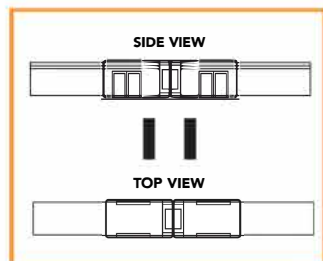
SIDE CABLE ENTRY

Code: 10-FL1220PSE

Dimensions: 26.5 (L) x 17 (W) x 24.2 (H) mm

Finish: Transparent

Cable Entry: Side

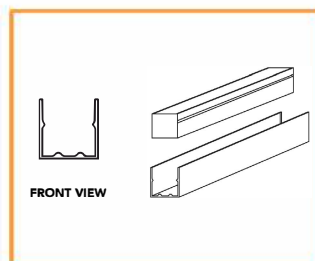


ALUMINIUM PROFILE

Code: 10-FL1220P1

Dimensions: 1000 (L) x 17.3 (W) x 21.1 (H) mm

Material: Aluminium



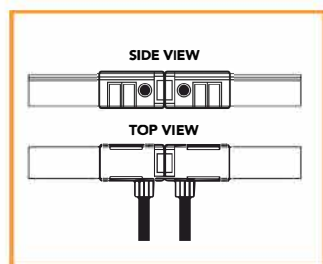
REAR CABLE ENTRY

Code: 10-FL1220PRE

Dimensions: 26.5 (L) x 17 (W) x 24.2 (H) mm

Finish: Transparent

Cable Entry: Rear



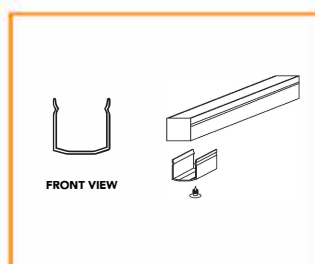
MOUNTING CLIPS (set of 2)

Code: 10-FL1220MC

Dimensions: 20 (L) x 12.6 (W) x 18.9 (H) mm

Material: Stainless Steel

Each meter requires 2x clips and 2x screws



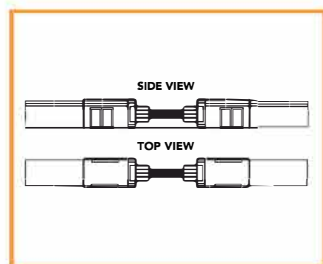
STRAIGHT CABLE ENTRY

Code: 10-FL1220PFE

Dimensions: 26.5 (L) x 17 (W) x 24.2 (H) mm

Finish: Transparent

Cable Entry: Front



END CAP IP67

Code: 10-FL1220EC

Dimensions: 26.5 (L) x 17 (W) x 24.2 (H) mm

Material: Stainless Steel

